

# COUNTRY CONDO'S LIMITED

CIN No: L63040TG1987PLC007811



11<sup>th</sup> November, 2016

To,  
The Secretary,  
M/s. BSE LIMITED  
P. J Towers, Dalal Street  
MUMBAI - 400 001

To,  
The Secretary,  
M/s. NATIONAL STOCK  
EXCHANGE OF INDIA LIMITED  
Exchange Plaza, Bandra - Kurla  
Complex  
Bandra (East)  
Mumbai - 400 051

Dear Sir,

**Sub:** Submission of Un-Audited Financial Results for the quarter ended 30<sup>th</sup> September, 2016 under Regulation 33 of the SEBI (Listing Obligations and Disclosure Requirements) 2015

**Ref:** Country Condo's Limited, ISIN: INE 695B01025

With reference to the captioned subject cited above and Pursuant to Regulation 33 of SEBI (Listing Obligations & Disclosure Requirements) Regulations, 2015 entered with the Stock Exchanges, we are herewith sending the Un-Audited Financial Results for the quarter ended 30<sup>th</sup> September, 2016 together with the Limited Review Audit Report and the Statement of Assets and Liabilities which has been approved by the Board of Directors in their Meeting duly held on Friday, the 11<sup>th</sup> November, 2016.

Further the Meeting got commenced at 14.00 Hrs IST at its Registered Office and concluded at 17.00 Hrs IST.

Kindly take the note of the above records and acknowledge the receipt of the same.

For COUNTRY CONDO'S LIMITED

D. KRISHNA KUMAR RAJU  
VICE-CHAIRMAN & CEO  
DIN: 00115553



Encl: A/a.,

# COUNTRY CONDO'S LIMITED

CIN No: L63040TG1987PLC007811



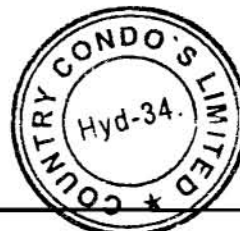
## Statement of Unaudited Financial Results for the Quarter Ended on 30th September, 2016

(₹ in lakhs)

| Sl. No. | Particulars   | 3 Months Ended |            |            | 6 Months Ended |            | 12 Months Ended |
|---------|---|----------------|------------|------------|----------------|------------|-----------------|
|         |   | 30.09.2016     | 30.06.2016 | 30.09.2015 | 30.09.2016     | 30.09.2015 | 31.03.2016      |
|         |   | Unaudited      | Unaudited  | Unaudited  | Unaudited      | Unaudited  | Audited         |
| 1       | Net Sales / Income from Operations  |                |            |            |                |            |                 |
|         | (a) Net Sales / Income from Operations  | 819.66         | 684.70     | 1,784.17   | 1,504.36       | 2,531.38   | 4,526.67        |
|         | (b) Other operating income  | -              | -          | -          | -              | -          | -               |
|         | Total Income (A + B)  | 819.66         | 684.70     | 1,784.17   | 1,504.36       | 2,531.38   | 4,526.67        |
| 2       | Expenses:   |                |            |            |                |            |                 |
|         | (a) Cost of materials consumed  | 16.58          | 17.84      | 17.50      | 34.42          | 32.36      | 67.60           |
|         | (b) Purchase of stock-in-trade  | -              | -          | 212.45     | -              | 218.30     | 223.45          |
|         | (c) Changes in inventories  | 205.74         | 250.16     | 291.11     | 455.90         | 540.17     | 831.36          |
|         | (d) Employee benefits expense   | 66.99          | 65.72      | 83.60      | 132.71         | 171.13     | 320.37          |
|         | (e) Depreciation and amortisation expense   | 6.37           | 7.25       | 7.05       | 13.62          | 13.56      | 27.02           |
|         | (f) Land Development Expenditure  | 436.86         | 234.43     | 1,066.08   | 671.29         | 1,343.79   | 2,623.60        |
|         | (g) Other Expenses  | 67.63          | 92.11      | 77.32      | 159.74         | 156.58     | 346.77          |
|         | Total Expenditure   | 800.17         | 667.51     | 1,755.11   | 1,467.68       | 2,475.89   | 4,440.17        |
| 3       | Profit / (Loss) from operations before other income, finance costs & exceptional items (1-2)                | 19.49          | 17.19      | 29.06      | 36.68          | 55.49      | 86.50           |
| 4       | Other Income  | -              | 0.06       | 0.51       | 0.06           | 0.51       | 31.13           |
| 5       | Profit / (Loss) from ordinary activities before finance costs & Exceptional Items (3 + 4)                   | 19.49          | 17.25      | 29.57      | 36.74          | 56.00      | 117.63          |
| 6       | Finance costs   | -              | -          | -          | -              | -          | -               |
| 7       | Profit / (Loss) from ordinary activities after finance costs but before Exceptional Items (5+6)             | 19.49          | 17.25      | 29.57      | 36.74          | 56.00      | 117.63          |
| 8       | Exceptional Items   | -              | -          | -          | -              | -          | -               |
| 9       | Profit / (Loss) from ordinary activities before tax (7 + 8)   | 19.49          | 17.25      | 29.57      | 36.74          | 56.00      | 117.63          |
| 10      | Tax Expense   |                |            |            |                |            |                 |
|         | Income tax  | 6.15           | 5.77       | 8.56       | 11.92          | 17.30      | 38.92           |
|         | Deferred tax  | (0.21)         | 0.86       | 0.75       | 0.65           | 1.25       | 2.58            |
| 11      | Net Profit / (Loss) from ordinary activities after tax (9 + 10)   | 13.55          | 10.62      | 20.26      | 24.17          | 37.45      | 76.13           |
| 12      | Extraordinary Item (net of tax expense Rs.....)   | -              | -          | -          | -              | -          | -               |
| 13      | Net Profit / (Loss) for the period (11 + 12)  | 13.55          | 10.62      | 20.26      | 24.17          | 37.45      | 76.13           |
| 14      | Share of Profit/(Loss) of associates  | -              | -          | -          | -              | -          | -               |
| 15      | Minority interest   | -              | -          | -          | -              | -          | -               |
| 16      | Net Profit / (Loss) after taxes, minority interest and share of profit/ (loss) of associates (13 + 14 + 15) | 13.55          | 10.62      | 20.26      | 24.17          | 37.45      | 76.13           |
| 17      | Paid-up Equity Share Capital (Face Value of ₹ 1/- each)   | 775.97         | 775.97     | 775.97     | 775.97         | 775.97     | 775.97          |
| 18      | Reserves Excluding Revaluation Reserves as per balance sheet of previous accounting year                    | -              | -          | -          | -              | -          | 888.62          |
| 19.i    | Earnings Per Share (before extraordinary items)   |                |            |            |                |            |                 |
|         | (of ₹ 1 /- each)(not annualized):   |                |            |            |                |            |                 |
|         | (a) Basic   | 0.02           | 0.01       | 0.03       | 0.03           | 0.05       | 0.10            |
|         | (b) Diluted   | 0.02           | 0.01       | 0.03       | 0.03           | 0.05       | 0.10            |
| 19.ii   | Earnings Per Share (after extraordinary items)  |                |            |            |                |            |                 |
|         | (of ₹ 1 /- each)(not annualized):   |                |            |            |                |            |                 |
|         | (a) Basic   | 0.02           | 0.01       | 0.03       | 0.03           | 0.05       | 0.10            |
|         | (b) Diluted   | 0.02           | 0.01       | 0.03       | 0.03           | 0.05       | 0.10            |

### NOTE :

- The above results were audited by Auditors and reviewed by the Audit Committee and were taken on record by the Board of Directors in their meeting held on 11th November, 2016 at their Registered Office, Hyderabad.
- The Company operates in two business segments viz. Real Estate and Hospitality.
- These Unaudited financial results have been prepared in accordance with Accounting Standard specified under Section 133 of the Companies Act 2013 read with Rule of 7 of the companies (Accounts) Rules 2014, Accounting Standards issued by the institute of Chartered Accountants of India and Other generally accepted accounting principles in India.
- Previous period's figures have been regrouped or rearranged wherever necessary.



For Country Condo's Limited

D. Krishna Kumar Raju  
Vice Chairman & CEO  
DIN 00115553

Place : Hyderabad  
Date : 11.11.2016

# COUNTRY CONDO'S LIMITED

CIN No: L63040TG1987PLC007811



## Segment Wise Revenue, Results and Capital Employed for the Quarter ended on 30th September, 2016

(₹ in lakhs)

| Sl. No. | Particulars  | 3 Months Ended |               |                 | 6 Months Ended  |                 | 12 Months Ended |
|---------|--|----------------|---------------|-----------------|-----------------|-----------------|-----------------|
|         |  | 30.09.2016     | 30.06.2016    | 30.09.2015      | 30.09.2016      | 30.09.2015      | 31.03.2016      |
|         |  | Unaudited      | Unaudited     | Unaudited       | Unaudited       | Unaudited       | Audited         |
| 1       | <b>Segment Revenue</b>                             |                |               |                 |                 |                 |                 |
|         | (a) Realestate                                     | 760.17         | 617.45        | 1,723.61        | 1,377.62        | 2,413.93        | 4,273.97        |
|         | (b) Hospitality                                    | 59.49          | 67.25         | 60.56           | 126.74          | 117.45          | 252.70          |
|         | (c) Un allocated                                   | -              | -             | -               | -               | -               | -               |
|         | <b>Total</b>                                       | <b>819.66</b>  | <b>684.70</b> | <b>1,784.17</b> | <b>1,504.36</b> | <b>2,531.38</b> | <b>4,526.67</b> |
|         | Less: Inter Segment Revenue                        | -              | -             | -               | -               | -               | -               |
|         | <b>Net Sales / Income From Operations</b>          | <b>819.66</b>  | <b>684.70</b> | <b>1,784.17</b> | <b>1,504.36</b> | <b>2,531.38</b> | <b>4,526.67</b> |
| 2       | <b>Segment Result</b>                              |                |               |                 |                 |                 |                 |
|         | (Profit before tax and interest from each segment) |                |               |                 |                 |                 |                 |
|         | (a) Realestate                                     | 8.62           | 0.81          | 23.24           | 9.43            | 47.29           | 49.74           |
|         | (b) Hospitality                                    | 10.87          | 16.38         | 5.82            | 27.25           | 8.20            | 36.76           |
|         | (c) Un allocated                                   | -              | -             | -               | -               | -               | -               |
|         | <b>Total</b>                                       | <b>19.49</b>   | <b>17.19</b>  | <b>29.06</b>    | <b>36.68</b>    | <b>55.49</b>    | <b>86.50</b>    |
|         | Less: (i) Interest                                 | -              | -             | -               | -               | -               | -               |
|         | (ii) Other Unallocable Expenditure net off         | -              | -             | -               | -               | -               | -               |
|         | (iii) Unallocable Income                           | -              | 0.06          | 0.51            | 0.06            | 0.51            | 31.13           |
|         | <b>Total Profit Before Tax</b>                     | <b>19.49</b>   | <b>17.25</b>  | <b>29.57</b>    | <b>36.74</b>    | <b>56.00</b>    | <b>117.63</b>   |

### 3 Segment wise Capital Employed

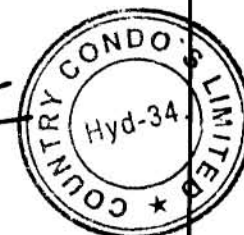
Segregation of assets, liabilities, depreciation and other non-cash expenses into various reportable segments have not been presented and the Group is of the view that it is not practical to reasonably allocate asset, liabilities and other non-cash expenses to individual segments.

#### Notes:

- The Company is organised in two main business segments, namely: Real Estate & Hospitality.
- Segments revenue in each of the above business segments primarily includes sales and service charges.
- These Unaudited financial results have been prepared in accordance with Accounting Standard specified under Section 133 of the Companies Act 2013 read with Rule of 7 of the companies (Accounts) Rules 2014, Accounting Standards issued by the institute of Chartered Accountants of India and Other generally accepted accounting principles in India.
- Previous period's figures have been regrouped or rearranged wherever necessary.

For Country Condo's Limited

D. Krishna Kumar Raju  
Vice Chairman & CEO  
DIN 00115553



Place : Hyderabad

Date : 11.11.2016

# COUNTRY CONDO'S LIMITED

CIN No: L63040TG1987PLC007811



## STATEMENT OF ASSETS AND LIABILITIES

(₹ in lakhs)

| PARTICULARS                                | As at           | As at           |
|--|-----------------|-----------------|
|  | 30.09.2016      | 31.03.2016      |
|  | Unaudited       | Audited         |
| <b>A EQUITY AND LIABILITIES</b>            |                 |                 |
| 1 Shareholders' funds                      |                 |                 |
| (a) Share Capital                          | 775.97          | 775.97          |
| (b) Reserves & Surplus                     | 912.79          | 888.62          |
| <b>Sub-total - Shareholders' funds</b>     | <b>1,688.76</b> | <b>1,664.59</b> |
| 2 Non-current liabilities                  |                 |                 |
| (a) Deferred tax liabilities (Net)         | 26.40           | 25.75           |
| (b) Long-term borrowings                   | 14.71           | 18.38           |
| <b>Sub-total - Non-Current liabilities</b> | <b>41.11</b>    | <b>44.13</b>    |
| 3 Current liabilities                      |                 |                 |
| (a) Trade payables                         | 37.73           | 34.60           |
| (b) Other current liabilities              | 850.60          | 875.49          |
| (c) Short-term provisions                  | 89.21           | 89.21           |
| <b>Sub-total - Current liabilities</b>     | <b>977.54</b>   | <b>999.30</b>   |
| <b>TOTAL - EQUITY AND LIABILITIES</b>      | <b>2,707.41</b> | <b>2,708.02</b> |
| <b>B ASSETS</b>                            |                 |                 |
| 1 Non-current assets                       |                 |                 |
| (a) Fixed Assets                           |                 |                 |
| (i) Tangible assets                        | 517.07          | 525.75          |
| <b>Sub-total - Non-current assets</b>      | <b>517.07</b>   | <b>525.75</b>   |
| 2 Current assets                           |                 |                 |
| (a) Inventories                            | 980.80          | 1,437.29        |
| (b) Cash and cash equivalents              | 387.71          | 280.57          |
| (c) Short-term loans and advances          | 754.18          | 399.38          |
| (d) Other current assets                   | 67.65           | 65.03           |
| <b>Sub-total - Current assets</b>          | <b>2,190.34</b> | <b>2,182.27</b> |
| <b>TOTAL - ASSETS</b>                      | <b>2,707.41</b> | <b>2,708.02</b> |

Place : Hyderabad

Date : 11.11.2016



For Country Condo's Limited

D. Krishna Kumar Raju  
Vice Chairman & CEO  
DIN 00115553



**P. MURALI & CO.,**

CHARTERED ACCOUNTANTS  
6-3-655/2/3, SOMAJIGUDA,  
HYDERABAD - 500 082. INDIA

Tel. : (91-40) 2332 6666, 2331 2554  
2339 3967, 2332 1470

Fax : (91-40) 2339 2474

E-mail : pmurali.co@gmail.com  
info@pmurali.com


Website : www.pmurali.com

To  
The Board of Directors  
**COUNTRY CONDO'S LIMITED**  
Hyderabad

**Limited Review Report for the quarter ended 30<sup>th</sup> September, 2016**

1. We have reviewed the accompanying statement of unaudited Standalone financial results of M/s. Country Condo's Limited for the quarter ended 30<sup>th</sup> September, 2016, being submitted by the Company pursuant to the requirements of Regulation 33 of the SEBI (Listing Obligations and Disclosure requirements) Regulations, 2015.
2. This statement is the responsibility of the Company's Management and has been approved by the Board of Directors/ committee of Board of Directors in their meeting held on 11<sup>th</sup> November, 2016. Our responsibility is to issue a report on these financial statements based on our review.
3. We conducted our review in accordance with the Standard on Review Engagement (SRE) 2410, *Review of interim financial information performed by the independent auditor of the entity* issued by the Institute of Chartered Accountants of India. This standard requires that we plan and perform the review to obtain moderate assurance as to whether the financial statements are free of material misstatement. A review is limited primarily to inquiries of company personnel and analytical procedures applied to financial data and thus provide less assurance than an audit. We have not performed an audit and accordingly, we do not express an audit opinion.
4. Based on our review conducted as above, nothing has come to our attention that causes us to believe that the accompanying statement of unaudited financial results prepared in accordance with applicable accounting standards and other recognized accounting practices and policies has not disclosed the information required to be disclosed in terms of Regulation 33 of the SEBI ( Listing obligations and Disclosure requirements) Regulations, 2015 and SEBI circular dated 05<sup>th</sup> July 2016 including the manner in which it is to be disclosed, or that it contains any material misstatement.

For P. Murali & Co.  
Chartered Accountants  
FRN: 007257S

  
A Krishna Rao  
Partner  
M.No. 020085



Place: Hyderabad  
Date: 11<sup>th</sup> November, 2016