

1. Name of Listed Entity:Country Condo's Limited
2. Scrip Code/Name of Scrip/Class of Security: COUNCODOS
3. Share Holding Pattern Filed under: 31b
4. Share Holding Pattern as on : 31-Dec-2016
5. **Declaration:** The Listed entity is required to submit the following declaration to the extent of submission of information:-

S. No.	Particulars	Yes/No	
1	Whether the Listed Entity has issued any partly paid up shares?	No	
2	Whether the Listed Entity has issued any Convertible Securities or Warrants?	No	
3	Whether the Listed Entity has any shares against which depository receipts are issued?	No	
4	Whether the Listed Entity has any shares in locked-in?	No	
5	Whether any shares held by promoters are pledge or otherwise encumbered?	No	
6	Whether the Listed Entity has issued any differential Voting Rights?	No	




Table I - Summary Statement holding of specified securities

Category (I)	Category of shareholder (II)	Nos. of shareholders (III)	No. of fully paid up equity shares held (IV)	No. of Partly paid-up equity shares held (V)	No. of shares underlying Depository Receipts (VI)	Total nos. shares held (VII) = (IV)+(V)+(VI)	Shareholding as a % of total no. of shares (calculated as per SCRR, 1957) (VIII)	Number of Voting Rights held in each class of securities (IX)			No. of Shares Underlying Outstanding convertible securities (including Warrants) (X)	Shareholding, as a % assuming full conversion of convertible securities (as a percentage of diluted share capital) (XI) = (VII)+(X) As a % of (A+B+C2)	Number of Locked in shares (XII)		Number of Shares pledged or otherwise encumbered (XIII)		Number of equity shares held in dematerialized form (XIV)	
								No of Voting Rights					Total as a % of (A+B+C)	No. (a)	As a % of total Shares held (b)	No. (a)		As a % of total Shares held (b)
								Classes eg: X	Classes eg: y	Total								
A	Promoter & Promoter Group	56	4093444	0	0	4093444	52.75	4093444	0	4093444	52.75	0	0	0	0	4093444		
B	Public	93074	36662854	0	0	36662854	47.25	36662854	0	36662854	47.25	0	0	0	0	29569610		
C	Non Promoter-Non Public	0	0	0	0	0	0	0	0	0	0	0	0	0	0	0		
C1	Shares underlying DRs	0	0	0	0	0	0	0	0	0	0	0	0	0	0	0		
C2	Shares held by Employee Trusts	0	0	0	0	0	0	0	0	0	0	0	0	0	0	0		
	Total	93120	77597300	0	0	77597300	100	77597300	0	77597300	100	0	0	0	0	70504056		

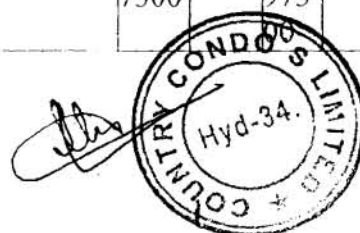



Table II - Statement showing shareholding pattern of the Promoter and Promoter Group

Category & Name of the Shareholders (i)	PAN (ii)	No. of share holder (iii)	No. of fully paid up equity shares held (iv)	Partly paid-up equity shares held (v)	Nos. of shares underlying Depository Receipts (vi)	Total nos. shares held (vii = iv+v+vi)	Shareholding % calculate d as per SCRR, 1957 (viii)	Number of Voting Rights held in each class of securities (ix)			No. of Shares Outstanding convertible securities (including Warrants) (x)	Shareholding, as a % assuming full conversion of convertible securities (xi) = (vii)+(x) as a % of A+B+C2	Number of Locked in shares (xii)		Number of Shares pledged or otherwise encumbered (xiii)		Number of equity shares held in dematerialized form (xiv)	
								As a % of (A+B+C2) (viii)	Class X	Class Y			Total	Total as a % of Total Voting rights	No. (a)	As a % of total Shares held (b)		No. (a)
1	Indian		0	0	0	0	0	0	0	0	0	0	0	0	0	0	0	0
a	Individuals/Hindu undivided Family		5	409344	0	0	409344	52.75	409344	409344	52.75	0	52.75	0	0			409344
	NIKHILA YEDAGURI REDDY	ABU PY40 05A		5800	0	0	5800	.01	5800	0	5800	.01	0	.01	0	0		5800
	SIDDHARTH REDDY YEDAGURI	ABR PY25 73L		988920	0	0	988920	1.27	988920	988920	1.27	0	1.27	0	0			988920
	VARUN REDDY YEDAGURI	ABV PY17 70F		1087681	0	0	1087681	1.4	1087681	1087681	1.4	0	1.4	0	0			1087681
	YEDAGURI MANJULA REDDY	AAFP Y905 8H		8700	0	0	8700	.01	8700	0	8700	.01	0	.01	0	0		8700
	YEDAGURI RAJEEV REDDY	AAFP Y905 7J		388433	0	0	388433	50.06	388433	388433	50.06	0	50.06	0	0			388433
b	Central Government/ State		0	0	0	0	0	0	0	0	0	0	0	0	0			0



	Government(s)																		
c	Financial Institutions/ Banks	0	0	0	0	0	0	0	0	0	0	0	0	0	0	0			0
d	Any Other (specify)	0	0	0	0	0	0	0	0	0	0	0	0	0	0	0			0
	Sub-Total (A)(1)	5	40934446	0	0	40934446	52.75	409340446	40934446	52.75	0	52.75	0	0				40934446	
2	Foreign	0	0	0	0	0	0	0	0	0	0	0	0	0	0			0	
a	Individuals (Non-Resident Individuals/ Foreign Individuals)	0	0	0	0	0	0	0	0	0	0	0	0	0	0			0	
b	Government	0	0	0	0	0	0	0	0	0	0	0	0	0	0			0	
c	Institutions	0	0	0	0	0	0	0	0	0	0	0	0	0	0			0	
d	Foreign Portfolio Investor	0	0	0	0	0	0	0	0	0	0	0	0	0	0			0	
e	Any Other (specify)	0	0	0	0	0	0	0	0	0	0	0	0	0	0			0	
	Sub-Total (A)(2)	0	0	0	0	0	0	0	0	0	0	0	0	0	0			0	
	Total Shareholding of Promoter and Promoter Group (A)= (A)(1)+(A)(2)	5	40934446	0	0	40934446	52.75	409340446	40934446	52.75	0	52.75	0	0				40934446	


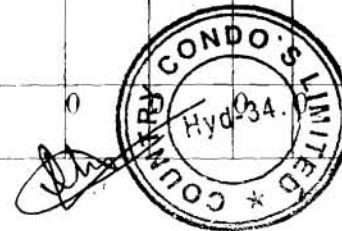
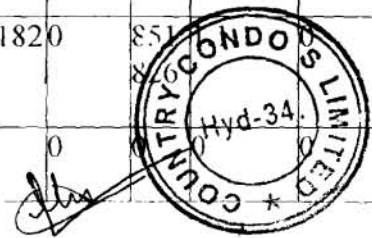


Table III - Statement showing shareholding pattern of the Public shareholder

Category & Name of the Shareholders (I)	PAN (II)	Nos. of share holder (III)	No. of fully paid up equity shares held (IV)	Partly paid-up equity shares held (V)	Nos. of shares underlying Depository Receipts (VI)	Total nos. shares held VII = IV+V+VI	Shareholding % calculated as per SCRR, 1957 As a % of (A+B+C2) VIII	Number of Voting Rights held in each class of securities (IX)			No. of Shares Underlying Outstanding convertible securities (including Warrants) (X)	Total shareholding, as a % assuming full conversion of convertible securities (as a percentage of diluted share capital) (XI)	Number of Locked in shares (XII)		Number of Shares pledged or otherwise encumbered (XIII)		Number of equity shares held in dematerialized form (XIV)	
								No of Voting Rights					Total as a % of Total Voting rights	No. (a)	As a % of total Shares held (b)	No. (Not applicable) (a)		As a % of total shares held (Not applicable) (b)
								Class X	Class Y	Total								
I Institutions		0	0	0	0	0	0	0	0	0	0	0	0	0	0	0	0	
a Mutual Funds/		0	0	0	0	0	0	0	0	0	0	0	0	0	0	0	0	
b Venture Capital Funds		0	0	0	0	0	0	0	0	0	0	0	0	0	0	0	0	
c Alternate Investment Funds		0	0	0	0	0	0	0	0	0	0	0	0	0	0	0	0	
d Foreign Venture Capital Investors		0	0	0	0	0	0	0	0	0	0	0	0	0	0	0	0	
e Foreign Portfolio Investors		0	0	0	0	0	0	0	0	0	0	0	0	0	0	0	0	
f Financial Institutions/ Banks		0	0	0	0	0	0	0	0	0	0	0	0	0	0	0	0	
g Insurance Companies		0	0	0	0	0	0	0	0	0	0	0	0	0	0	0	0	
h Provident Funds/ Pension Funds		0	0	0	0	0	0	0	0	0	0	0	0	0	0	0	0	
i Any Other (specify)		0	0	0	0	0	0	0	0	0	0	0	0	0	0	0	0	



	Sub-Total (B)(1)		0	0	0	0	0	0	0	0	0	0	0	0	0	0	0	0
2	Central Government/ State Government(s)/ President of India		0	0	0	0	0	0	0	0	0	0	0	0	0	0	0	0
	Sub-Total (B)(2)		0	0	0	0	0	0	0	0	0	0	0	0	0	0	0	0
3	Non-institutions		0	0	0	0	0	0	0	0	0	0	0	0	0	0	0	0
a	Individuals -		8843	331170379	0	33117379	42.68	331170379	33117379	42.68	0	42.68	0	0	0	0	27038435	
i	Individual shareholders holding nominal share capital up to Rs. 2 lakhs.		8827	234750836	0	23475836	30.25	234750836	23475836	30.25	0	30.25	0	0			17396892	
ii	Individual shareholders holding nominal share capital in excess of Rs. 2 lakhs.		16	96415043	0	9641543	12.43	96415043	9641543	12.43	0	12.43	0	0			9641543	
	DATLA KRISHNA KUMAR RAJU	ACQ PD13 66C	1	34102046	0	3410246	4.39	34102046	3410246	4.39	0	4.39	0	0			3410246	
	PEETHALA KRUPAVARAM	ASIP K410 5C	1	8518206	0	851826	1.1	8518206	851826	1.1	0	1.1	0	0			851826	
b	NBFCs registered		0	0	0	0	0	0	0	0	0	0	0	0	0	0	0	



	with RBI																		
c	Employee Trusts		0	0	0	0	0	0	0	0	0	0	0	0	0	0			0
d	Overseas Depositories (holding DRs) (balancing figure)		0	0	0	0	0	0	0	0	0	0	0	0	0	0			0
e	Any Other (specify)		464	354540	75	0	354547	4.57	354540	354	4.57	0	4.57	0	0			2531175	
	Body Corporate		124	181770	48	0	181774	2.34	181770	181	2.34	0	2.34	0	0			1810248	
	Clearing member		52	468090	5	0	468095	.6	468090	468	.6	0	.6	0	0			468095	
	Non-Resident Indian (NRI)		53	234120	2	0	234122	.3	234120	234	.3	0	.3	0	0			234122	
	Non-Resident Indian (NRI)		235	102550	10	0	102551	1.32	102550	102	1.32	0	1.32	0	0			18710	
	Sub-Total (B)(3)		9307	366620	854	0	366628	47.25	366620	366	47.25	0	47.25	0	0			29569610	
	Total Public Shareholding (B)= (B)(1)+(B)(2)+(B)(3)		9307	366620	854	0	366628	47.25	366620	366	47.25	0	47.25	0	0			29569610	
	PRIORITY SECURITIES PRIVATE LIMITED	AAE CP37 86F	1	788720	6	0	788726	1.02	788720	788	1.02	0	1.02	0	0			788726	




Table IV - Statement showing shareholding pattern of the Non Promoter- Non Public shareholder

Category & Name of the Shareholders (I)	PAN (II)	No. of share holder (III)	No. of fully paid up equity shares held (IV)	Partly paid-up equity shares held (V)	Nos. of shares underlying Depository Receipts (VI)	Total no. shares held (VII = (IV+V+VI))	Shareholding % calculate d as per SCRR, 1957 As a % of (A+B+C2) (VIII)	Number of Voting Rights held in each class of securities (IX)			No. of Shares Underlying Outstanding convertible securities (including Warrants) (X)	Total shareholding, as a % assuming full conversion of convertible securities (as a percentage of diluted share capital) (XI)	Number of Locked in shares (XII)		Number of Shares pledged or otherwise encumbered (XIII)		Number of equity shares held in dematerialized form (XIV) (Not Applicable)	
								No of Voting Rights					Total as a % of Total Voting rights	No.	As a % of total Shares held	No. (Not applicable)		As a % of total shares held (Not applicable)
								Class X	Class Y	Total								
1	Custodian/DR Holder	0	0	0	0	0	0	0	0	0	0	0	0	0	0	0	0	
2	Employee Benefit Trust (under SEBI (Share based Employee Benefit) Regulations, 2014)	0	0	0	0	0	0	0	0	0	0	0	0	0	0	0	0	0
	Total Non-Promoter-Non Public Shareholding (C)= (C)(1)+(C)(2)	0	0	0	0	0	0	0	0	0	0	0	0	0	0	0	0	0

